

Response Summary Report

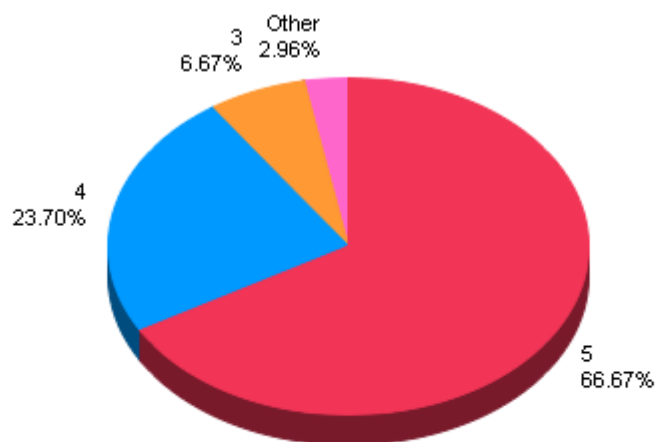
March 01, 2010

Introduction from Questionnaire:

We need to know if you agree with the priorities we have identified which will form the basis for the Implementation Plan for the Play and Leisure Policy. When we get an agreed list, we will write actions and targets for each of them.

Tell us whether you think the following priorities are relevant for ensuring children and young people have good play and leisure opportunities.

- 1. Built Environment - building play and leisure opportunities into the quality of design of our towns, cities and local communities.**



Item	Count	Percent %
5 – Strongly agree	90	66.67%
4 – Agree	32	23.70%
3 – Neutral	9	6.67%
1 – Strongly Disagree	3	2.22%
2– Disagree	1	0.74%

Average: 4.52

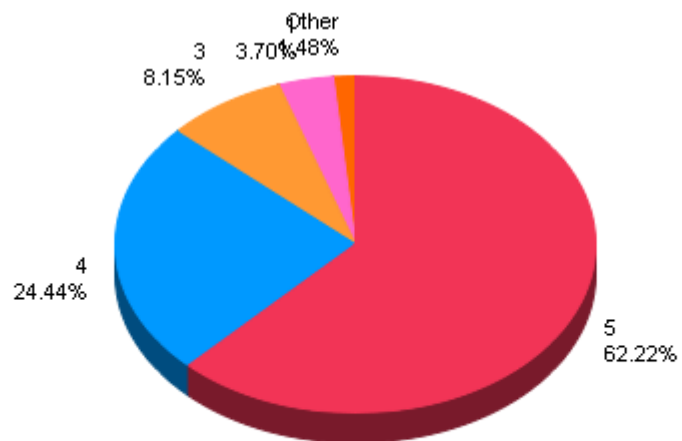
2. **Open Spaces** - provision of fixed play parks and the quality of community parks and green spaces to provide places and opportunities for play, sport and leisure



Item	Count	Percent %
5 – Strongly agree	96	71.11%
4 – Agree	27	20.00%
3 – Neutral	9	6.67%
1 – Strongly disagree	3	2.22%

Average: 4.58

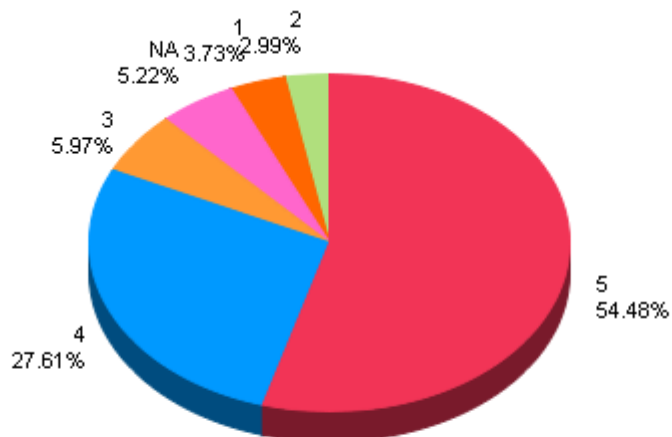
3. **Public areas** - all public places should be welcoming to children and young people e.g. museums, shopping centres, hospitals, libraries etc.



Item	Count	Percent %
5 – Strongly agree	84	62.22%
4 – Agree	33	24.44%
3 – Neutral	11	8.15%
1 – Strongly Disagree	5	3.70%
2 – Disagree	2	1.48%

Average: 4.40

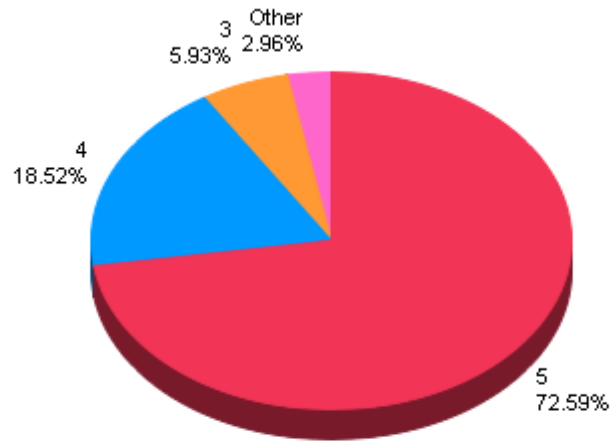
4. **School Day** - that schools and colleges offer access to quality play and leisure provision to pupils throughout the school day



Item	Count	Percent %
5 – Strongly agree	73	54.48%
4 – Agree	37	27.61%
3 – Neutral	8	5.97%
Not Applicable	7	5.22%
1 – Strongly Disagree	5	3.73%
2 – Disagree	4	2.99%

Average: 4.10

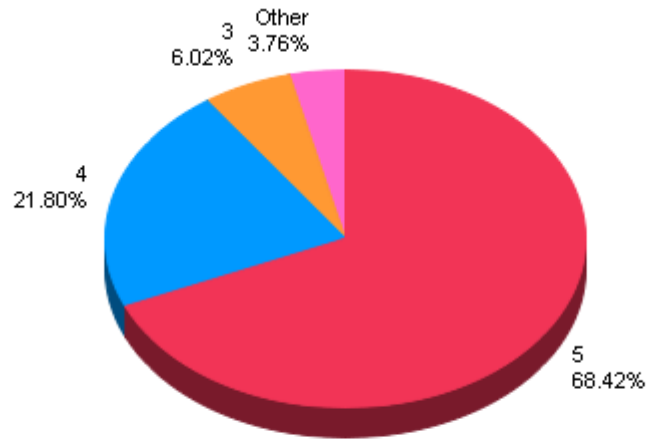
5. **Neighbourhood Access** - that children and young people can access safe play and leisure opportunities within their local area



Item	Count	Percent %
5 – Strongly agree	98	72.59%
4 – Agree	25	18.52%
3 – Neutral	8	5.93%
2 – Disagree	2	1.48%
1 – Strongly Disagree	1	0.74%
Not Applicable	1	0.74%

Average: 4.59

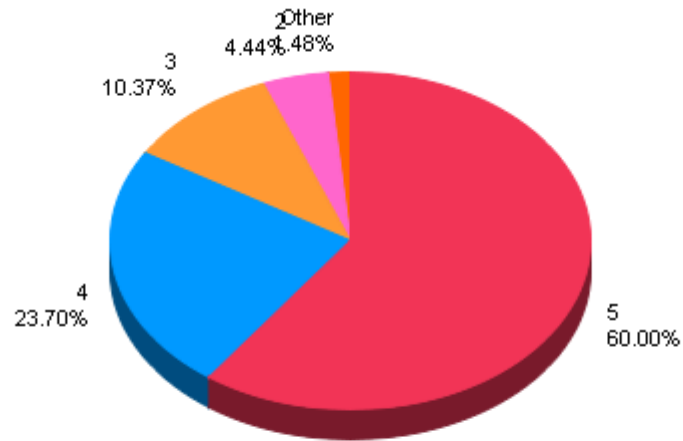
6. **Transport solutions - affordable transport for children and young people of school age**



Item	Count	Percent %
5 – Strongly agree	91	68.42%
4 – Agree	29	21.80%
3 – Neutral	8	6.02%
1 – Strongly Disagree	2	1.50%
2 – Disagree	2	1.50%
Not Applicable	1	0.75%

Average: 4.52

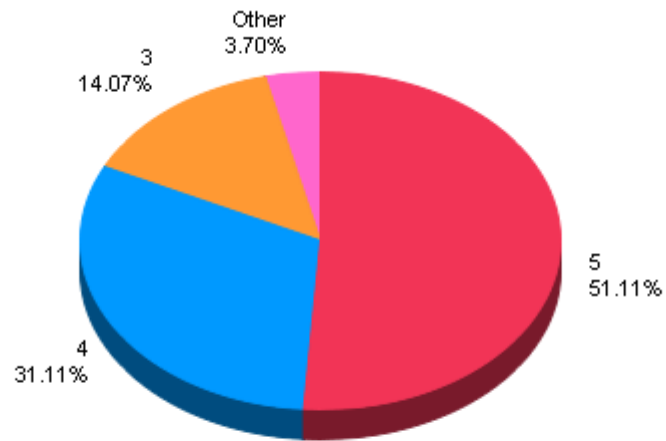
7. **Entrance fees and concessions** - review entrance fees for play and leisure opportunities



Item	Count	Percent %
5 – Strongly agree	81	60.00%
4 – Agree	32	23.70%
3 – Neutral	14	10.37%
2 – Disagree	6	4.44%
1 – Strongly Disagree	1	0.74%
Not Applicable	1	0.74%

Average: 4.36

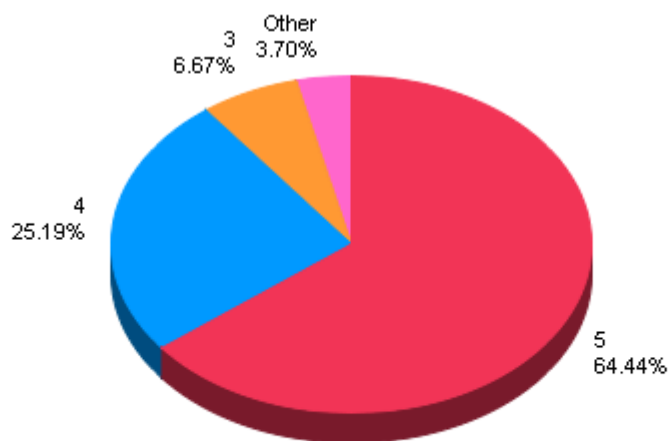
8. **Signage** - play and leisure spaces should have welcoming signs e.g. "you are welcome to play here"



Item	Count	Percent %
5 – Strongly agree	69	51.11%
4 – Agree	42	31.11%
3 – Neutral	19	14.07%
1 – Strongly Disagree	3	2.22%
2 – Disagree	2	1.48%

Average: 4.27

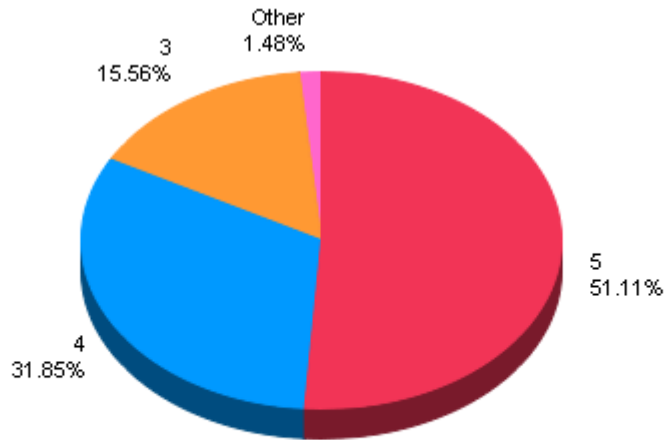
9. **Coordination and leadership - Government departments, local government and agencies to recognise their role in relation to play and leisure**



Item	Count	Percent %
5 – Strongly agree	87	64.44%
4 – Agree	34	25.19%
3 – Neutral	9	6.67%
2 – Disagree	3	2.22%
1 – Strongly Disagree	2	1.48%

Average: 4.49

10. Raising the profile of play and leisure – e.g. media campaigns



Item	Count	Percent %
5 – Strongly agree	69	51.11%
4 – Agree	43	31.85%
3 – Neutral	21	15.56%
1 – Strongly Disagree	1	0.74%
2 – Disagree	1	0.74%

Average: 4.32

11. **Ensure the balance between risk and challenge** - provide children and young people with exciting, challenging opportunities whilst managing the risk element



Item	Count	Percent %
5 – Strongly agree	83	62.41%
4 – Agree	35	26.32%
3 – Neutral	12	9.02%
1 – Strongly Disagree	3	2.26%

Average: 4.47

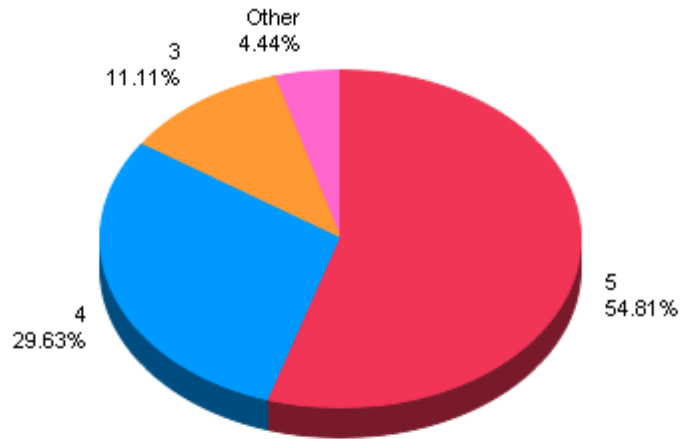
12. **Participation** - children and young people should be involved in the design and development of play and leisure spaces



Item	Count	Percent %
5	83	61.48%
4	40	29.63%
3	8	5.93%
2	3	2.22%
1	1	0.74%

Average: 4.49

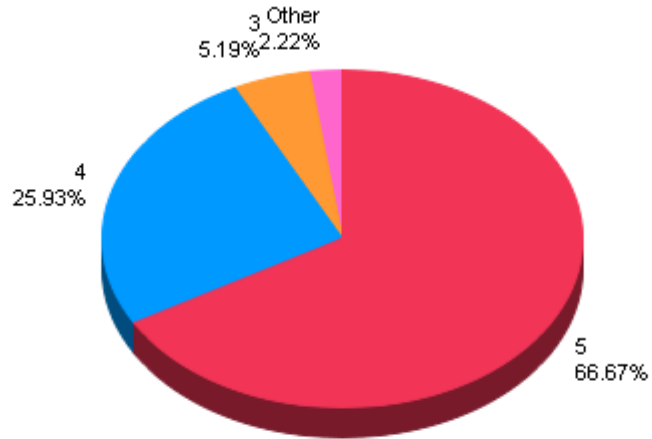
13. Workforce development - increase the qualifications and skills of people who support and supervise play and leisure services



Item	Count	Percent %
5 – Strongly agree	74	54.81%
4 – Agree	40	29.63%
3 – Neutral	15	11.11%
1 – Strongly Disagree	3	2.22%
2 – Disagree	3	2.22%

Average: 4.33

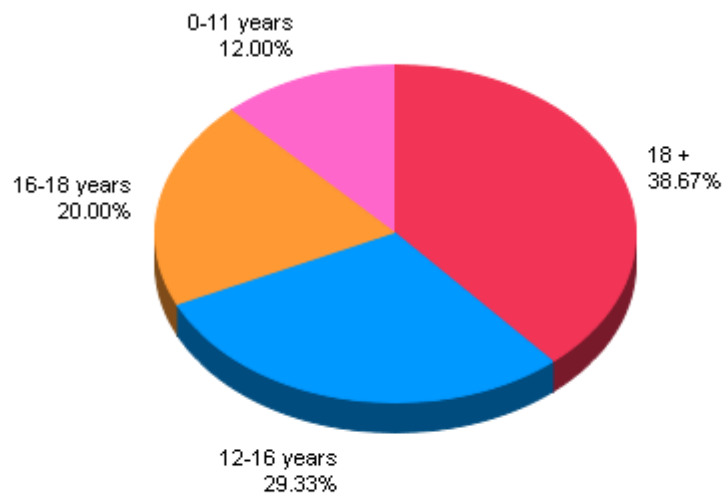
14. **Changing attitudes to play and leisure for children and young people - that adults recognise the importance of play and leisure and actively support the right of children and young people to enjoy play and leisure opportunities.**



Item	Count	Percent %
5 – Strongly agree	90	66.67%
4 – Agree	35	25.93%
3 – Neutral	7	5.19%
1 – Strongly Disagree	1	0.74%
2 – Disagree	1	0.74%
Not Applicable	1	0.74%

Average: 4.55

15. What is your age group?



Item	Count	Percent %
18 +	29	38.67%
12-16 years	22	29.33%
16-18 years	15	20.00%
0-11 years	9	12.00%